

DiALTA Di 152 / Di 183

Copier specifications

- **Copying system**
Laser electrostatic
- **1st copy**
Less than 7 sec.
- **Copy speed A4 (crosswise)**
15 copies/min. (Di152)
18 copies/min. (Di183)
- **Copy speed A3**
10 copies/min. (Di152)
11 copies/min. (Di183)
- **Copy resolution**
600 x 600 dpi
- **Gradations**
256 gradations
- **Multiple copy**
1 – 99
- **Magnification**
0.50 – 2.00 (in 1% steps)
- **Copy memory**
16 MB (10 pages*)
Max. 48 MB (120 pages*)
* at 6% coverage
- **Features**
Zoom memory, 2-in-1 mode,
4-in-1 mode, book copy, positive-
negative mode, job recall, depart-
mental control

Printer specifications (optional)

- **Print speed A4 (crosswise)**
15 copies/min. (Di152)
18 copies/min. (Di183)
- **Print speed A3**
10 copies/min. (Di152)
11 copies/min. (Di183)
- **Print resolution**
600 x 600 dpi
- **Command**
PCL5e, PCL6
- **Interface**
Parallel IEEE-1284
Ethernet Network Card (optional)
- **Print memory**
16 MB
Max. 144 MB
- **Operating systems**
Windows 95/98/Me/NT4.0/2000
- **Network utilities**
PageScope, PageScope Light

Fax specifications (optional)

- **Max. modem speed**
33.6 kbps
- **Min. transmission time**
< 3 sec. (ITU No. 1)
- **Fax resolution**
400 x 400 dpi
- **Coding**
MH, MR, MMR, JBIG
- **Compatibility**
G3/Super G3
- **Fax memory**
4 MB (390 pages)
Max. 12 MB (1,170 pages)
Based on ITU No. 1
- **Features**
Internet fax, PC fax,
one-touch keys, speed-dial
keys, broadcasting, polling,
mailbox receiving

Scanner specifications (optional)

- **Scan speed**
16 scans/min.
- **Scan resolution**
600 x 600 dpi
- **Scan modes**
Twain scanning
Scan-to-e-mail
Scan-to-FTP
Scan-to-URL

System specifications

- **Automatic document feeder**
50 originals (optional)
- **Paper size**
Min. A6
Max. A3
- **Paper weight**
60 – 160 g/m²
- **Standard paper feeding system**
250-sheet paper cassette
- **Optional paper feeding system**
1 x 250-sheet paper cassette (Di152)
4 x 250-sheet paper cassette (Di183)
- **Sheet bypass**
Single sheet bypass
50-sheet bypass (optional)
- **Output capacity**
Max. 250 sheets
- **Output mode**
Electronic sorting (optional),
criss-cross sorting (optional),
offset sorting (optional),
job separation (optional)
- **Warm-up time**
Less than 30 sec.
- **System dimensions (W x D x H, mm)**
590 x 611 x 487
- **System weight**
39 kg



Minolta does not warrant that any prices or specifications mentioned will be error-free.

Specifications are subject to change without notice.

All other brand and product names may be registered trademarks or trademarks of their respective holders and are hereby acknowledged.

The Blue Angel does not apply to the fax function.

Printed in UK on chlorine-free bleached paper.

Di152/183-v1new/11-01

For further information please contact your local Minolta representative

DiALTA Di152/Di183

www.minolta.co.uk

The essentials of imaging



MINOLTA

The time saving tool

DiALTA



DiALTA Di 152 / Di 183

The multi-tasking communication centre for your office

How efficiently does your business handle its information workflow? Since one of the key factors in our information age is knowledge, this is a question of crucial significance to the success of any business. In terms of IT infrastructure, the answer is found in efficient document management. Fast access to the right information wherever you need it gives you a significant advantage over your competitors.

The new multi-tasking communication centres from Minolta, the DiALTA Di152 and Di183, are the key to efficient document management. Thanks to an open, modular architecture they can be easily and effectively integrated into your existing information workflow where they then serve as communication centres, performing a key hub function in the document management process. Whichever document management task you

Printing

As many as 15/18 pages a minute, respectively, from any workstation in your organisation

Copying

As many as 15/18 pages a minute, respectively, and various creative editing functions

Faxing

High-speed transmission at 33.6 kbps

Scanning

High-quality scanning at 600 x 600 dpi via the document feeder or platen glass

E-mailing

Sending originals directly as e-mails with no need to attach them first



require – printing, copying, faxing, scanning or e-mailing – the 15 ppm Di152 and 18 ppm Di183 will carry out the job fast and efficiently. And if, for example, you need to print and fax simultaneously, that will be no problem either. The Di152 and Di183 really are multi-tasking systems. In the crucial business of handling the information workflow efficiently, the Di152 and Di183 from Minolta are a significant success factor for any small workgroup.

Digital technology has opened the door to enhanced performance and productivity in today's office environments. DiALTA, a word derived from *digital intelligence* and *lealtà* (which means loyalty in Italian), is the brand name for Minolta's broad range of digital output devices. Both aspects of this brand name reflect Minolta's devotion to the principle of customer satisfaction and desire to ensure maximum quality in reproducing images and in managing and transmitting data to computer-based networks.



- 1 → Productivity boosted**
Great performance in every aspect of document management, e.g. 15 or 18 ppm, respectively, in printing or copying and a 33.6 kbps fax modem.
- 2 → Network communication optimised**
Fast and simple data exchange via your intranet or the Internet.
- 3 → Acquisition costs cut**
As a one-off acquisition for printing, copying, faxing, scanning and e-mailing, better value for money than several individual machines.
- 4 → Running costs reduced**
Printing at the significantly lower price per page of copying.
- 5 → Single service partner**
A single service partner and uniform consumables for copying, printing and faxing.
- 6 → Space saved**
Much less space required than an individual copier, printer, scanner and fax machine.

Power in printing

Are desktop printers really such a good idea in workgroup environments?

You print a document on a basic desktop device but have to head for the nearest copier if you need numerous copies for a meeting. And which desktop printer offers you A3, offset sorting or watermarking?

To meet these needs, a digital copier-printer such as the new Di152 or Di183 is a much more sensible document output solution.



→ Superior laser imaging

Laser printing offers significant advantages over the alternatives often used in small workgroups or home offices. The Di152 and Di183 bring you, for example, the benefit of high-resolution printing at 600 x 600 dpi. Charts or graphics are printed with 256 halftones, thus ensuring that all the shades of an original are reproduced with great accuracy.

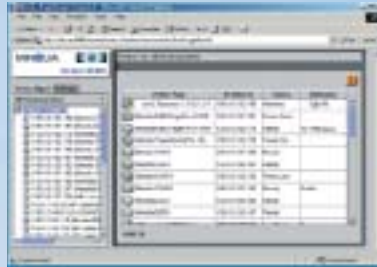
→ Intelligent printing

One of the key advantages of digital printing is the time it saves you – a key factor in business today where time is in such short supply. Both the Di152 and Di183 function on the “transmit once, RIP once, print many” principle. What this means in practice is that the data from your PC only need to be transmitted once to the printer and processed once in the printer before as many documents as you need are printed out – at 15 or 18 ppm, respectively.



→ **Efficient job separation**

An optional feature of either system ensures one print or fax and one copy job can be clearly separated. As a result, you don't need to waste time sorting your way through pages and pages of output. Two separate output trays make sure you find your job right away.

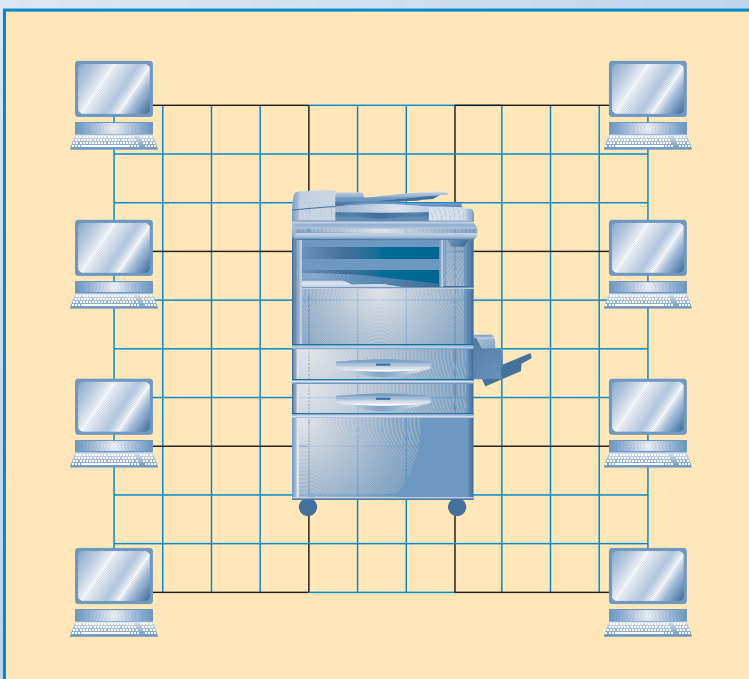


→ **Easy network printing**

Both these multi-tasking systems can be equipped with an ultra-fast Ethernet card to serve as network printers in Windows environments. With every workgroup PC enjoying access to an efficient and fast communication centre, you no longer need a desktop printer for each workplace. What's more, the printer drivers are designed for ease of operation, effective control of print output and PCL support – from each individual PC in the workgroup environment.

→ **Simple network administration**

Minolta's PageScope software makes administration of a networked environment easier. The practical benefits are that printer drivers can be installed straight onto individual PCs, all networked devices easily monitored and the daily print volume quickly analysed. The IT manager will also receive e-mail notification of any serious faults or malfunctions and can set-up identical devices simultaneously from his workplace.



How you benefit

- No time wasted sorting through output
- One printer per workgroup in Windows environments
- No problems with networking

Quality in copying

Copiers small enough for workgroup use are frequently far too slow and lack the more sophisticated functions needed in today's fast-moving business world. But now Minolta offers you the choice of two fast and functional A3 copiers designed for workgroup use.



→ **Sophisticated digital copying**

Digital technology not only takes the effort out of copying, it also gives you more scope for creative work. For example, you can use the positive-negative mode to turn white areas into black ones, or vice versa. If originals are rather dark, the advantage is that copies will be easier to read and toner consumption is cut.

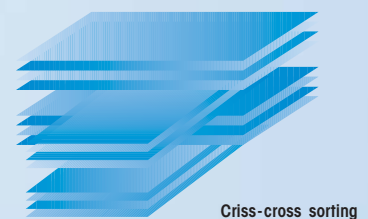



→ **Time-saving image memory**

Once originals have been scanned and stored in the system memory, you can access the data to produce copies as often as you want. You can even rotate the scanned data through 90° to ensure copies are produced the right way round – whichever paper tray you choose.

→ **Versatile offset finishing (optional)**

Gone are the days of analogue-style sorting trays with their quantity and capacity limits. The advantage of these systems' offset or criss-cross sorting functions is that individual copy sets are clearly separated. This sorting solution is also ideal for cramped offices because copy sets are sorted on an internal output tray so there is no need for protruding trays.



How you benefit

- Better copy quality
- Scan once, copy as you like
- Clearly sorted output

Versatility in communication

Despite the increasing use of e-mails in communicating with customers, no workgroup – however small – can afford to be without a fax machine. But as fewer documents are faxed these days, does a stand-alone fax machine still make business sense? The fax facility is specifically designed to give small workgroups or home offices intelligent and economical faxing functions.

→ **Faxable flatbed scans**

3-D objects of up to A3 format, e.g. books, can be scanned in via the platen glass and then faxed straight-away. So you don't have to make copies of 3-D originals first.

→ **Convenient fax gateway**

Since you can fax straight from your desktop, you don't need to print out documents first and also save yourself a walk to the fax to check whether your fax has actually been received. The confirmation message will appear on the screen of your PC.

→ **Innovative i-faxing**

Both machines have an optional Internet fax function (i-fax) so you can fax documents around the world at the cost of a local call simply by using the Internet's data lines. The advantage is that no service provider is required. The only precondition is an i-fax machine at the other end.

→ **Convenient e-mail alternative**

Both systems enable you to save time and money in transmitting hard-copy originals. Providing the recipient has an e-mail address, you can send such originals directly as e-mails with no need to attach them first. Another convenient feature of both systems is that job-specific lists can be merged from e-mail and fax lists.



How you benefit

- Faxing from PC
- Worldwide faxing at local-call rates
- Hard-copy originals as e-mail attachments

Sophistication in scanning

Why should anyone invest in a stand-alone scanner when the new Di152 and Di183 from Minolta are equipped with a high-resolution laser scanner and 50-page automatic document feeder?

→ Easy automatic feeding

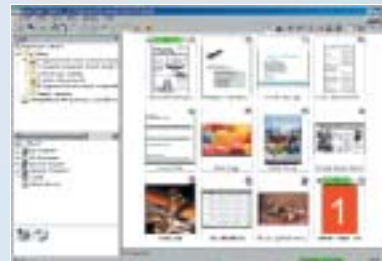
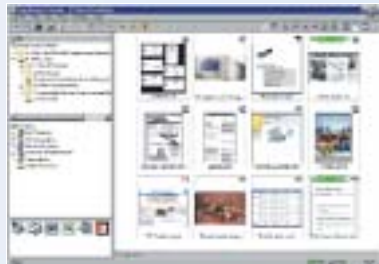
In contrast to conventional flatbed scanners, these two systems have an automatic feeding function. With up to 50 pages automatically fed in at 15 (Di152) or 18 (Di183) pages per minute, you won't need to waste time feeding in a document sheet after sheet.

→ Economical scan to PC/FTP

Documents can be scanned in through your PC or any other networked PC so workgroups or even entire departments can use this scanning facility and store scans on their own PC or a server

→ Efficient scan management

Minolta's PageScope Cabinet software enables you to group multiple documents without changing the status of the original file and then convert those grouped documents into PDF files by a simple drag-and-drop operation. Another useful feature, the visual desktop, enables you to find documents quickly by simply searching through thumbnail images of the documents.



How you benefit

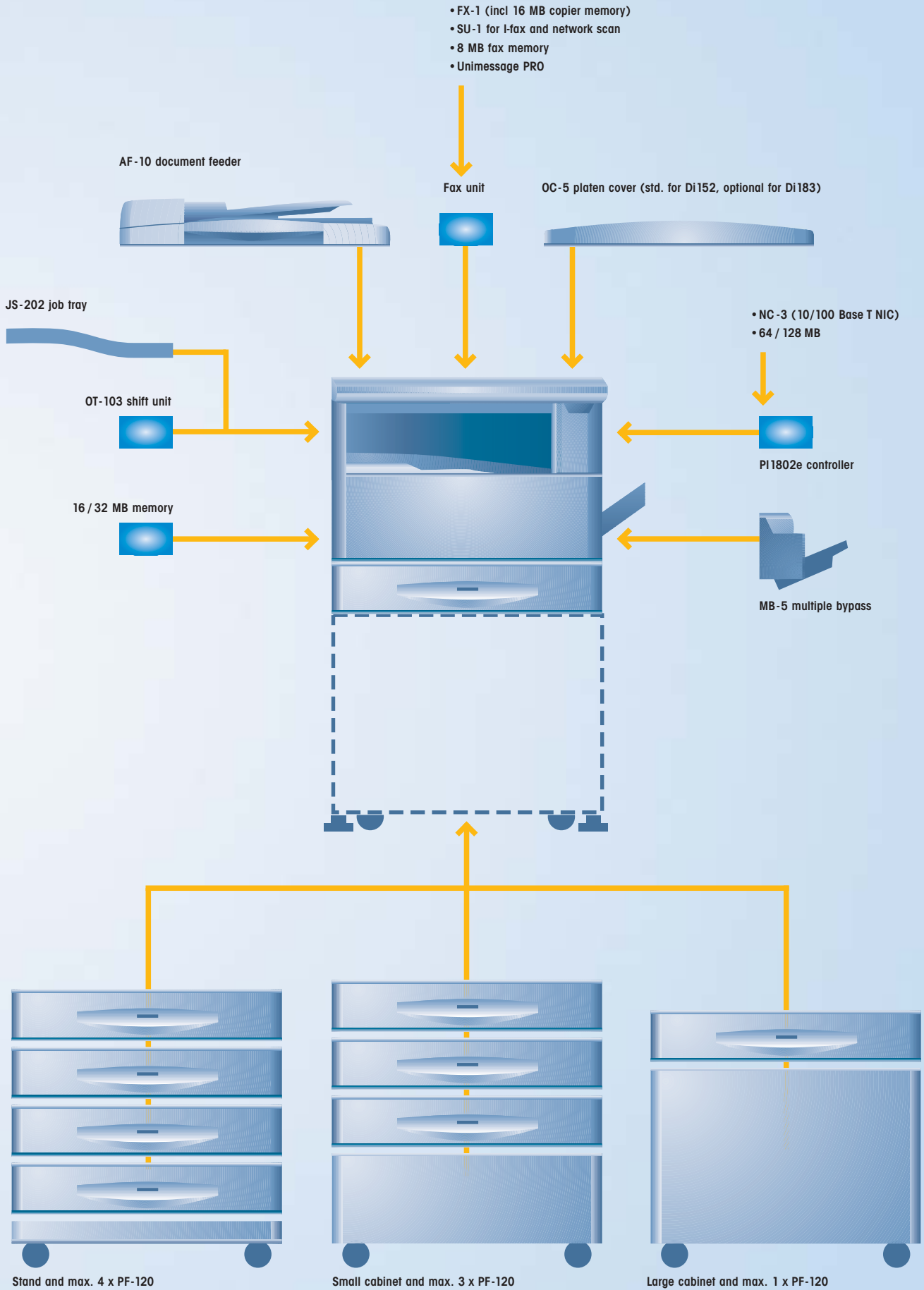
- 50-page auto-feed
- Network scanning
- Well organized scan files

Broad choice of configurations



The modular design of the new DiALTA Di152 and Di183 from Minolta gives you a wide variety of configurations so you can choose precisely the machine you need. Customisable configurations highlight the Minolta principle of putting the customer first: what you want is what you get. The diagram shows just how much choice you have with the Di152 and Di183 – and if you need any assistance in finding the right configuration, simply get in touch with your local Minolta representative.





All configurations listed only possible for Di152 with a maximum of 1 x PF-120